




# PELICAN PUBLISHING COMPANY

1000 BURMASTER ST. GRETNA, LA 70053 • 504-368-1175 FAX 504-368-1195  
E-MAIL ADDRESS: sales@pelicanpub.com • WWW ADDRESS: http://www.pelicanpub.com

## Activity Guide for



**Activity guide includes**  
**Memory Building**  
**GUMBO Sing-a-Long**  
**Weights and Measures**  
**Word Search**  
**Art project**

Activity guide created by  
Deborah Ousley Kadair

**Worksheets to  
Photocopy**

## GETTING STARTED

Setting the stage for a story is a great way to enhance the enjoyment for the listener. As a class, talk about what types of meals families share when they get together. In Louisiana, many family gatherings take place around a gumbo pot. This story captures a memory from when the author was a child watching her grandmother cook a family favorite, *GUMBO*! Ask the students what types of things they do with their grandparents - they may want to make a list of their favorites and their classmate's favorites. These favorite things will one day become special memories for them, too!



My favorite things	Classmate's favorite things

## SING-A-LONG

Singing songs that are related to the topic of the story is a great way to get students involved. Try singing this song to the tune "B.I.N.G.O"

### GUMBO

My Grandma used to make a dish and *GUMBO* was its name-oh  
*G-U-M-B-O*, *G-U-M-B-O*, *G-U-M-B-O*, and *GUMBO* was  
it's name-oh.



From here on, eliminate a letter from the end of the word and add a clap as you would for the song B.I.N.G.O.

## COOKING IS FUN FOR EVERYONE!



And, here are a few fun ideas for bringing *Grandma's Gumbo* to life in your classroom.

- ❖ Sponsor a GUMBO cook-off. Have the students bring samples of "their" gumbo to school and have a gumbo tasting. Let them compare the differences between the gumbo flavors and ingredients. Everyone is a winner in this activity.
- ❖ Sponsor a GUMBO cook-off with the parents. Invite them to the class and let them sample various types of gumbo. Any opportunity to involve parents in activities with students is great!

Prior to your cook-off, introduce students to the idea of reading a recipe. Explain to them the importance of following directions and measurements precisely. Provide each student with a recipe card (you may need to design one of your own that is larger than a usual recipe card) and ask the students to write their gumbo recipe on the card. Encourage the students to draw on their own experience for this creative writing exercise. Have the recipe cards in a binder or on a bulletin board so that all can enjoy them. If you choose not to have a cook-off, at the completion of this exercise making gumbo as a class would be a must!

## SHARING OUR CULTURE

Gumbo is a popular dish in the state of Louisiana. However, in other parts of the country there are people who have probably never heard of gumbo. Have students send a recipe for gumbo to a friend or relative in another part of the country or world, if possible. In turn, ask them to send a recipe that is popular in their region. As the recipes come in, keep track of where they are coming from on a map. Another activity could be to compile the recipes in a class cookbook for sharing with the class and their families.

## A WEIGHTY PROPOSITION

Introduce or review with your class the idea of weight as a form of measurement. Bring in a collection of ingredients that can be found in the story. I would not suggest bringing any seafood products, however. Using a food scale, have the students weigh the various ingredients. Prior to weighing the items have them guess which items will be the heaviest and which will be the lightest. Document the weight information and use this collected data to make a graph. You may also want to graph the ingredients based on the likes and dislikes of the students.

## IT ONLY MAKES SENSE

After using the ingredients for the weight activity, use them for an exercise about the five senses. Let the students feel, smell, look at, and taste the various items.

## VEGETABLE PRINTS AND CLASSIFICATION

As long as the ingredients are on hand, try these two additional exercises - vegetable prints and vegetable classification. You may want to do the classification exercise first before cutting up the vegetables for printmaking.

### **Classification exercise:**

As a class, discuss how the various vegetables grow, on a bush, or on a vine. Are they a root, or a tuber? Then, group the items accordingly.

### **Vegetable prints:**

To make vegetable prints simply slice the vegetables in a variety of shapes, dip the vegetables in paint and use them to make prints on a piece of paper. Green onion stems make an excellent paintbrush!

## FUN ART PROJECTS!

Using the patterns provided, cut felt pieces for a flannel story board or for making a gumbo necklace.

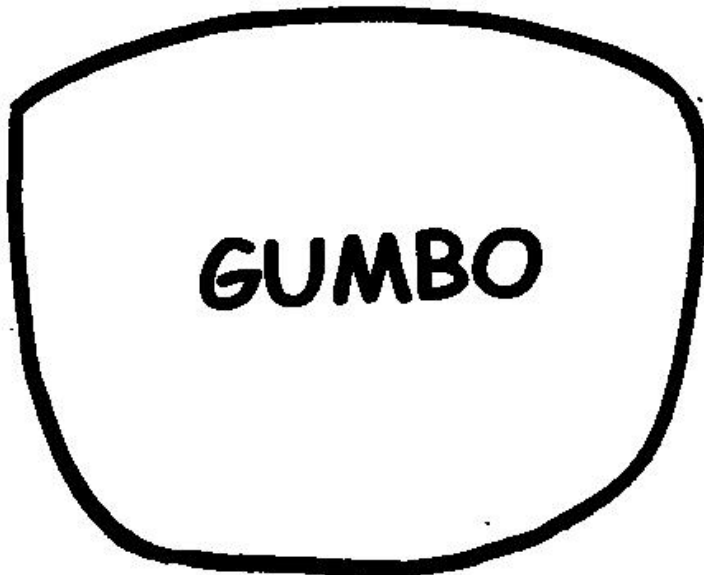

Flannel Board: cut the pattern pieces that are provided out of felt and use them to tell the story of *Grandma's Gumbo*.

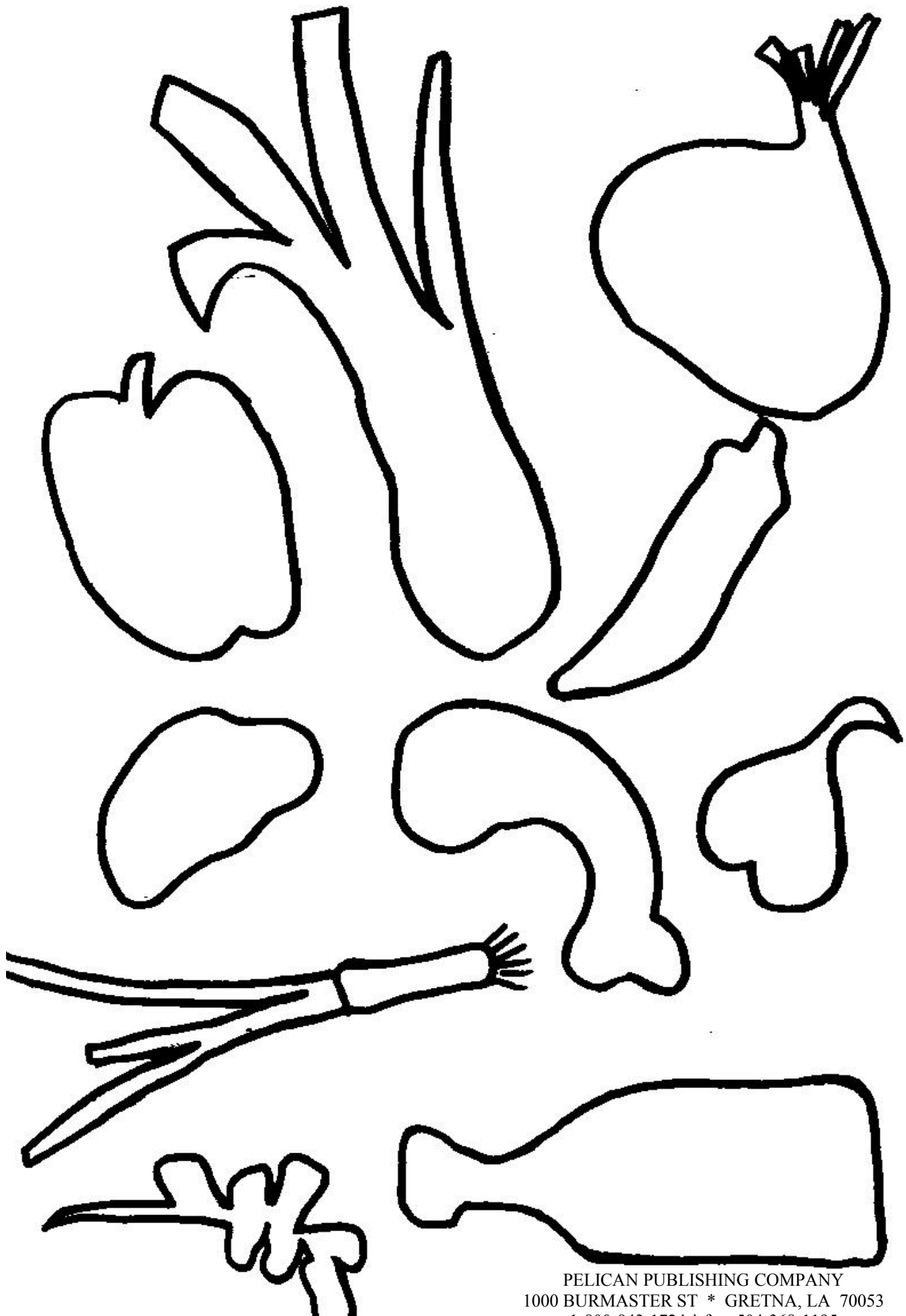


Gumbo Necklace: trace the pattern pieces that are provided onto foam-board and then color, cut out, and thread onto cord or string. Colored beads are a fun addition.

Have fun and make your storytime - YUMBO!

## CREATIVE STORY BOARD AND CRAFT PATTERNS





## GRANDMA'S GUMBO WORD SEARCH

A O P K Z W C O J K E Y  
D F B G W I Q S K C H G  
S I V M L P H Y U R G R  
Y L O R U R M A T E A E  
N E A C I Y S W O L V T  
O G L M L U O B M U G S  
I X P S T O L L A H S Y  
N E A E R T O H T V S O  
O L G A P A U U O Q M Z  
T T I W P P P R I C E X  
C E L E R Y E Y T V N L  
N U C T W M I R H Q F C

FIND THE NAMES OF THE INGREDIENTS FROM THE  
STORY *GRANDMA'S GUMBO*.

If you can't remember all of them here is a list to help you.

SHALLOT GUMBO RICE YUMBO ONION OYSTER  
GARLIC CELERY PEPPER OKRA PARSLEY TOMATO  
FILE HOT SAUCE SHRIMP SALT

**SOLUTION**

A O P K Z W C O J K E Y  
D F B G W I Q S K C H G  
S I V M L P H Y U R G R  
Y L O R U R M A T E A E  
N E A C I Y S W O L V T  
O G L M L U O B M U G S  
I X P S T O L L A H S Y  
N E A E R T O H T V S O  
O L G A P A U U O Q M Z  
T T I W P P P R I C E X  
C E L E R Y E Y T V N L  
N U C T W M I R H Q F C

**SOLUTION**

MY FAVORITE RECIPE \_\_\_\_\_

INGREDIENTS

_____	_____
_____	_____
_____	_____
_____	_____
_____	_____

DIRECTIONS

\_\_\_\_\_

\_\_\_\_\_

\_\_\_\_\_

\_\_\_\_\_

Serves: \_\_\_\_\_





# PELICAN PUBLISHING COMPANY

1000 BURMASTER ST. GRETNA, LA 70053 • 504-368-1175 FAX 504-368-1195

E-MAIL ADDRESS: sales@pelicanpub.com • WWW ADDRESS: http://www.pelicanpub.com

## ***GRANDMA'S GUMBO***

**Written and illustrated by Deborah Ousley Kadair**

*"The catchy refrain, 'Just the thing to make it yumbo,/All a part of Grandma's gumbo,' will be a surefire hook for young listeners who love to join in on the story. . . . Grandma's Gumbo is a tasty treat."*

*Journal*

*--School Library*

*"The rhymes are sure to delight as will the drawings. This is a great story to read aloud."*

*--Bloomsbury Review*

*"Deborah Ousley Kadair stirs up authentic Louisiana ingredients to create a special story of pot cooking with love."*

*Concierge*

*--New Orleans Culinary*

Shrimp, oysters, bell peppers, okra--mmm! Grandma stirs up these and other authentic Louisiana ingredients to create a special Southern dish. Add generous portions of rice and onions, then top it off with plenty of hot sauce and a dash of filé, and you've got yourself a traditional Creole gumbo that'll make you go "yumbo"!

This delightful rhyming story features bold, colorful collage-style illustrations surrounded by a charming and infectious poetic rhythm. Readers will be enchanted as Grandma adds more and more items to her big black pot. Every ingredient plays an important part in the formation of this delicious dish, making it the tastiest treat this side of the Mississippi.

Readers even get the chance to make some culinary magic of their own! Included is a recipe for gumbo, just like Grandma's, that children and parents can cook together. Bon appétit!

### **ABOUT THE AUTHOR**

Author and illustrator Deborah Ousley Kadair received wide acclaim for her first book, *There Was an Ol' Cajun* (\$15.95), which was based on the classic nursery rhyme *There Was an Old Woman Who Swallowed a Fly*. Trained in the Montessori teaching method, Kadair also conducts storytelling and illustration workshops for children. She lives in Baton Rouge, Louisiana.

### **GRANDMA'S GUMBO**

**Written and illustrated by Deborah Ousley Kadair**

**32 pp. 8½ x 11**

**18 color illus. Gumbo recipe Ages 5-8**

ISBN: 1-58980-133-4 \$15.95